



EUROPEAN TECHNICAL CENTER
FIRMWARE RELEASE NOTE

DS-KB8112-IM Vandal-Resistant Door Station

V1.4.5_Build_180115 Release Notes

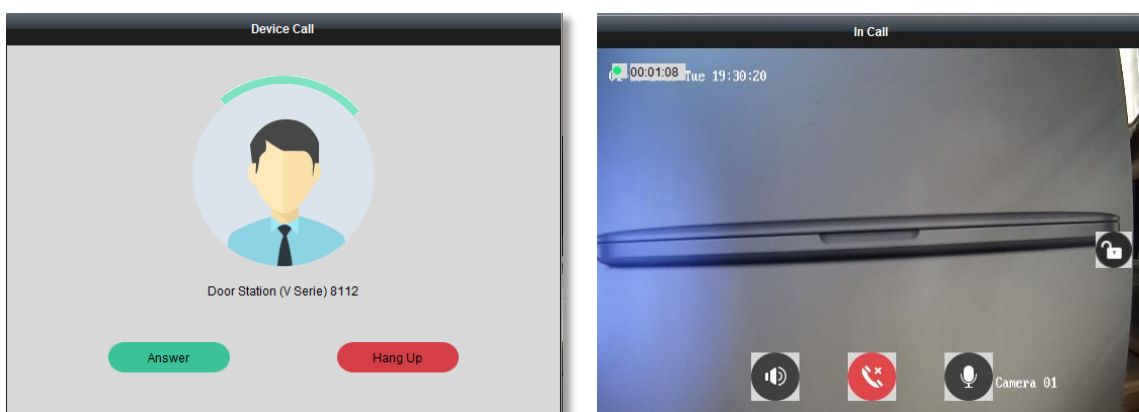
Device Model: DS-KB8112-IM	Firmware Version: V1.4.5_Build_180115
	Client version V2.7.0.6 build 20171212

Note:

1. This is a special customized firmware that convert the device into doorbell.
2. It is not possible to call indoor station or master station with that firmware. If required the original baseline firmware should be used.
3. Some settings can be done only via the device WEB page.
4. DHCP is enabled by default

New Features:

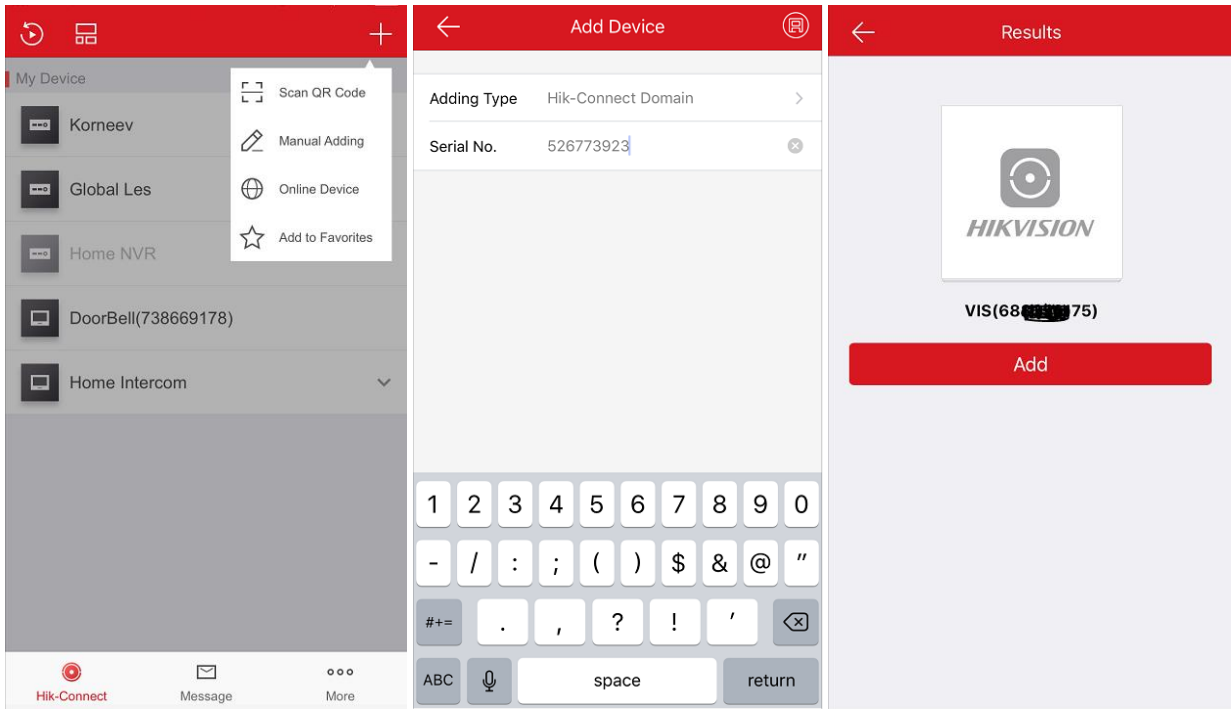
1. **Call IVMS-4200 directly** – the device can be used as a public vandal-resistant call point. The client support up to 16 door stations.



Note: when the device is added to software successfully, the call button will call IVMS-4200 directly, no additional settings are required.

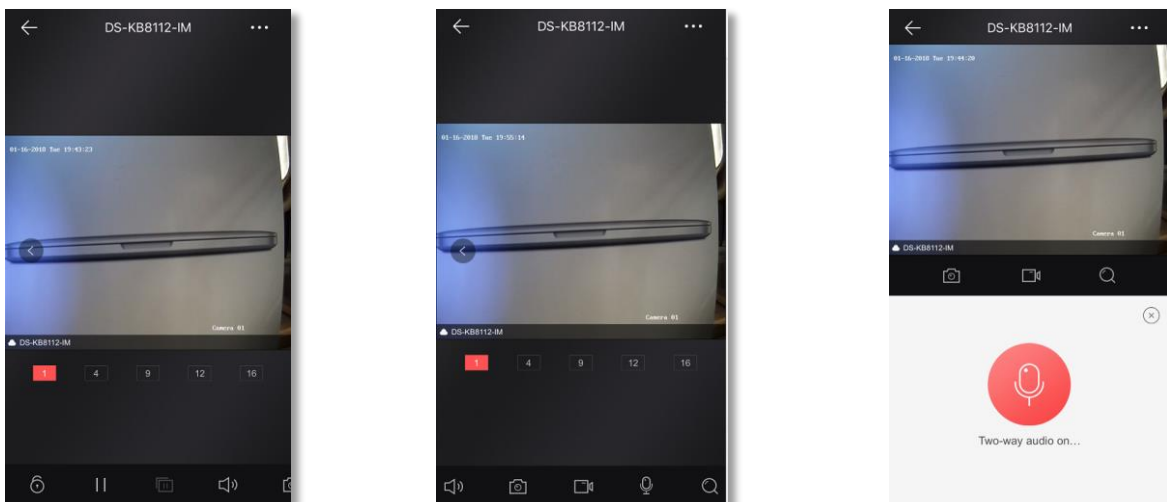
2. Direct connection with Hik-Connect app - Now it is possible to add DS-KB8112-IM to the app where users can have incoming call push notifications, do two-way audio conversation, unlock the door etc.

Using the **Manual Adding** function input the serial number of the device and the verification code ABCDEF. When added successfully, the call will be pushed to the app directly, without calling the SIP phone or IVMS-4200 even if they are configured.



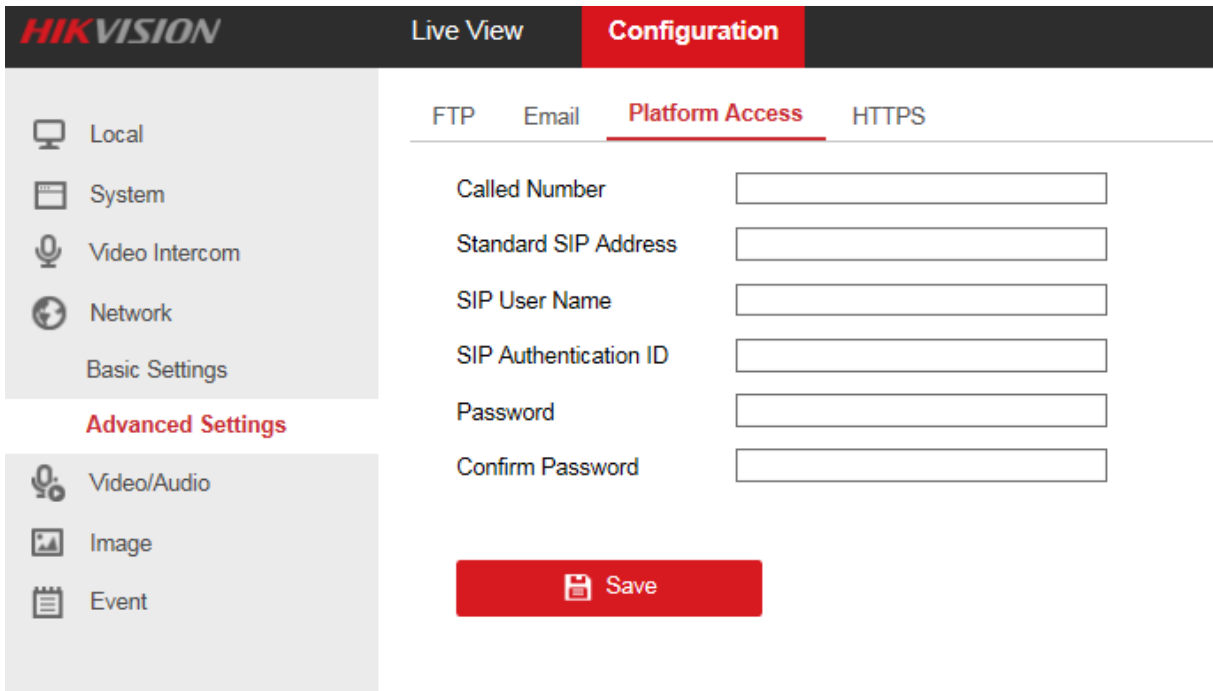
Note: If you cannot connect DS-KB8112-IM to app make sure the IP address and the DNS are correct. The Hik-Connect cloud service is enabled by default.

3. Added 2-way audio button in Live view Mode – users can initiate a 2-way audio talk without waiting for visitor to call



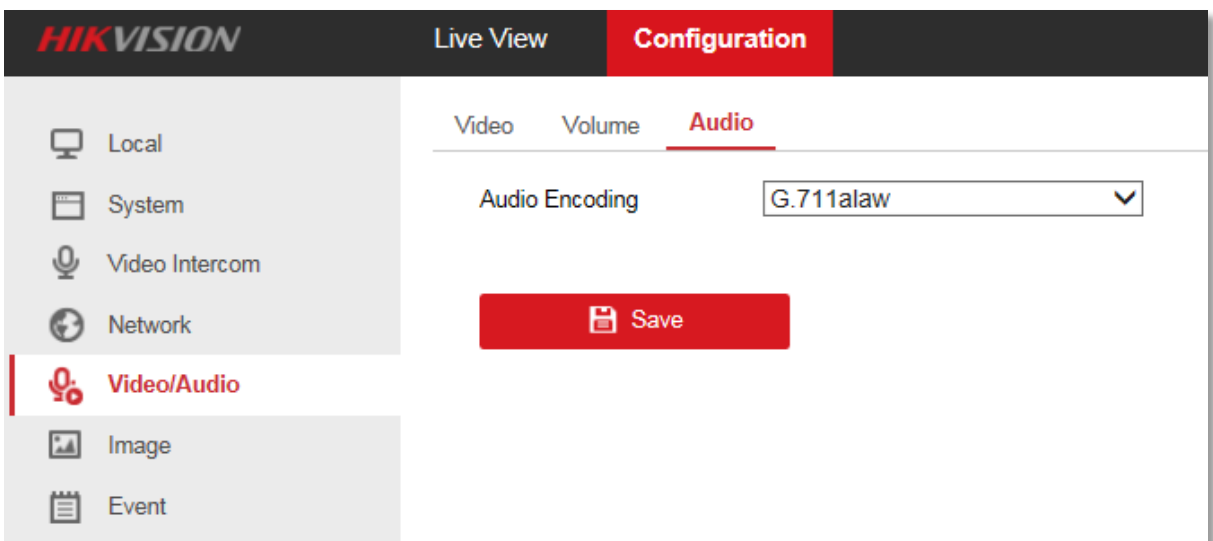
4. **Make calls to standard SIP compatible devices with audio and video** – this is a very basic initial implementation of standard SIP that can be used only for calls within the local network.


Type device IP address in an internet browser and to get into web configuration. Then go to: Network → Advanced Setting → Platform Access and set the SIP parameters.



Note: when the SIP address is set, the call will go to SIP device and will not call IVMS-4200 even if the device is added there.

If the established audio communication between the device and IVMS4200/SIP phone/App is not good, go into audio settings and change the audio coding to G.711alaw.





Customer Impact and Recommended Action

This new firmware upgrade is to improve product performance, and will take effect automatically after upgrading from previous versions. We'd like to inform you for the above changes. Also, we are sorry for any possible inconvenience of use-habit changes caused by this action.

For questions or concerns, please contact our local technical support team.

Note:

1. Hikvision has all rights to alter, modify and cancel this notice.
2. Hikvision doesn't give any guarantee for old models' stock.
3. Hikvision is not liable for any typing or printing errors.
4. For special model's change details, please contact our local technical support team.

Hikvision Digital Technology CO., Ltd.
No. 555 Qianmo Road, Binjiang District, Hangzhou
310052, China
Tel: +86-571-8807-5998
FAX: +86-571-8993-5635